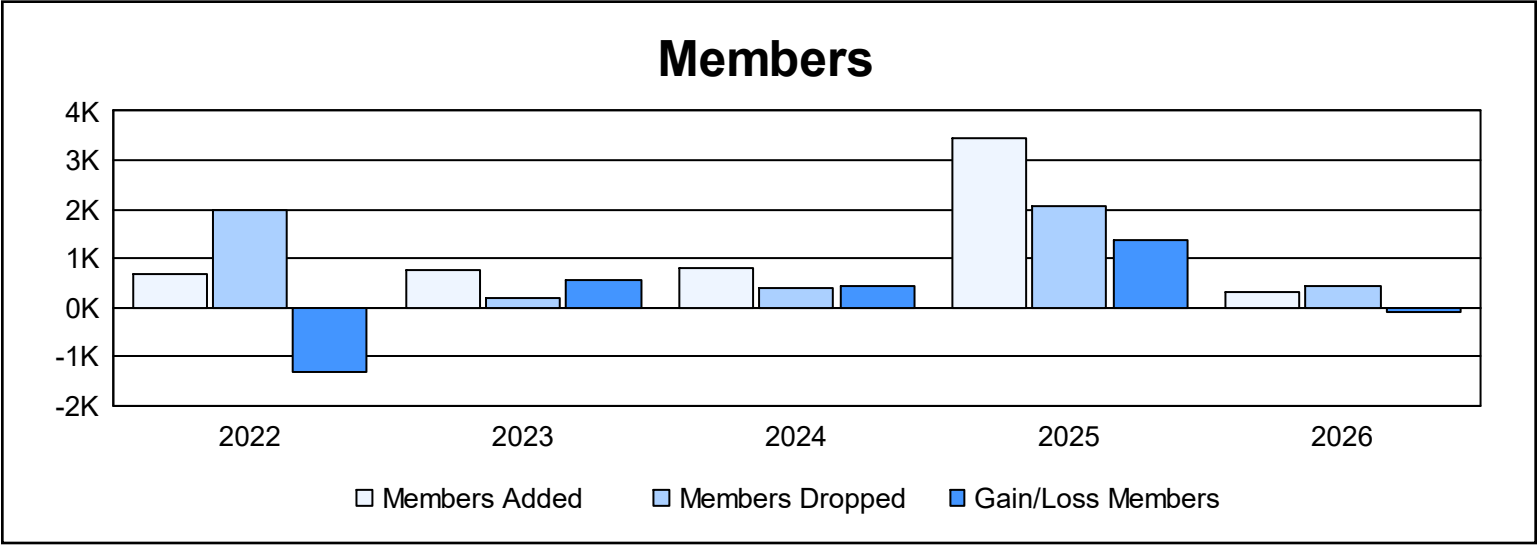
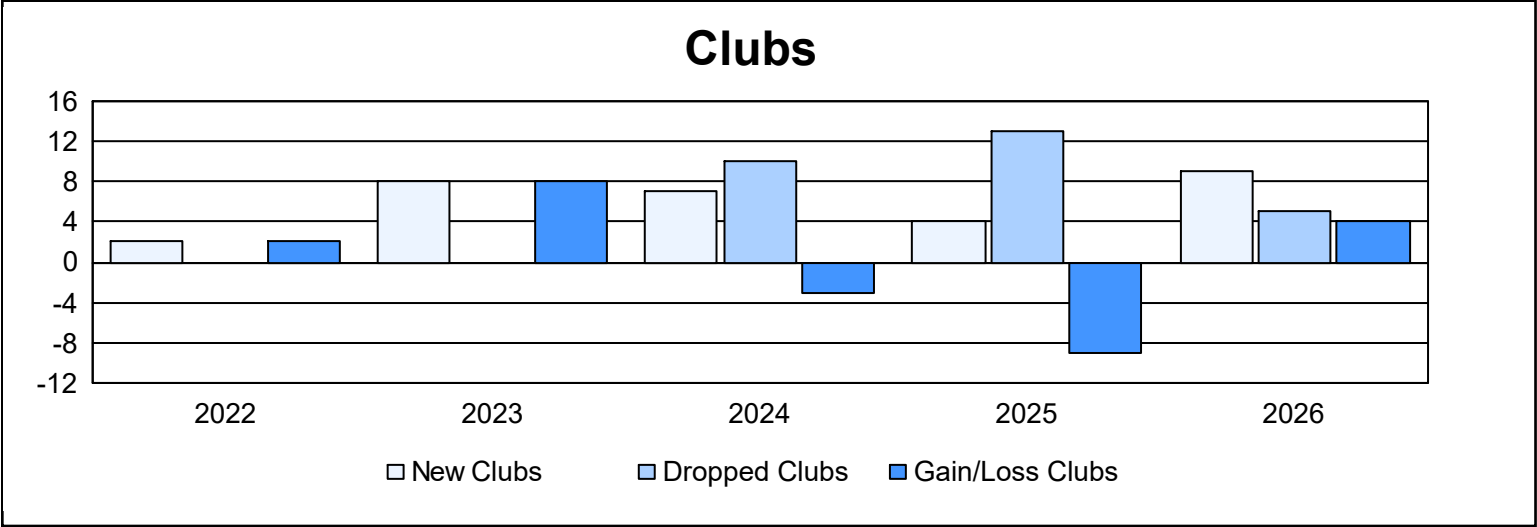
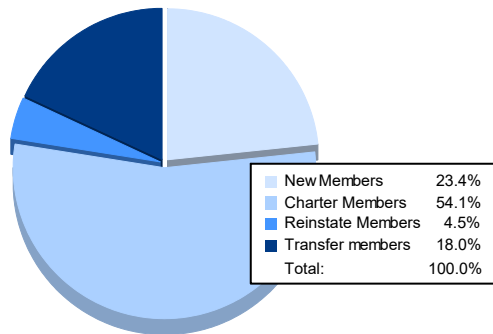


| Year | New Clubs | Dropped Clubs | Gain/ Loss Clubs | New Members | Charter Members | Reinstate Members | Transfer Members | Total Member Added | Total Members Dropped | Gain/ Loss Members |
|-----------|-----------|---------------|------------------|-------------|-----------------|-------------------|------------------|--------------------|-----------------------|--------------------|
| 2021-2022 | 2 | 0 | 2 | 384 | 91 | 22 | 168 | 665 | 1,989 | -1,324 |
| 2022-2023 | 8 | 0 | 8 | 453 | 281 | 18 | 17 | 769 | 199 | 570 |
| 2023-2024 | 7 | 10 | -3 | 626 | 144 | 35 | 7 | 812 | 376 | 436 |
| 2024-2025 | 4 | 13 | -9 | 2,040 | 60 | 106 | 1,245 | 3,451 | 2,063 | 1,388 |
| 2025-2026 | 9 | 5 | 4 | 78 | 180 | 15 | 60 | 333 | 422 | -89 |
| Average | 6 | 6 | 0 | 716 | 151 | 39 | 299 | 1,206 | 1,010 | 196 |



Membership Composition September 2025 Cumulative



Gender Composition September 2025 Cumulative

